

2013 Grade 5 and 6 Student Questionnaire





1. My School is:

| | | Response Percent | Response Count |
|-------------------------------------|--|--------------------------|-------------------|
| Crossett Brook Middle School | | 0.0% | 0 |
| Fayston Elementary School | | 0.0% | 0 |
| Moretown Elementary School | | 0.0% | 0 |
| Waitsfield Elementary School | | 100.0% | 21 |
| Warren School | | 0.0% | 0 |
| | | answered question | 21 |
| | | skipped question | 0 |





2. I am in Grade:

| | | Response Percent | Response Count |
|---|--|--------------------------|-------------------|
| 5 | | 76.2% | 16 |
| 6 | | 23.8% | 5 |
| | | answered question | 21 |
| | | skipped question | 0 |



3. I am a:

| | | Response Percent | Response Count |
|-------------------|--|---------------------|-------------------|
| Boy |  | 47.6% | 10 |
| Girl |  | 52.4% | 11 |
| answered question | | | 21 |
| skipped question | | | 0 |













4. Since 1st grade, the number of schools I have attended is:

| | | Response Percent | Response Count |
|-------------------|---|---------------------|-------------------|
| 1 |  | 61.9% | 13 |
| 2 |  | 23.8% | 5 |
| 3 |  | 9.5% | 2 |
| 4 or more |  | 4.8% | 1 |
| answered question | | | 21 |
| skipped question | | | 0 |

5. I work hard at school.

| | | Response Percent | Response Count |
|--------------|--|---------------------|-------------------|
| YES |  | 95.2% | 20 |
| NO | | 0.0% | 0 |
| I DON'T KNOW |  | 4.8% | 1 |
| | | answered question | 21 |
| | | skipped question | 0 |











6. My favorite subjects are: (Choose all that apply.)

| | | Response Percent | Response Count |
|----------------|---|---------------------|-------------------|
| Reading |  | 61.9% | 13 |
| Writing |  | 38.1% | 8 |
| Math |  | 61.9% | 13 |
| Science |  | 52.4% | 11 |
| Social Studies |  | 33.3% | 7 |
| Art |  | 47.6% | 10 |
| Tech Ed |  | 28.6% | 6 |
| FCS |  | 9.5% | 2 |
| Music |  | 28.6% | 6 |
| P.E. |  | 95.2% | 20 |
| French |  | 19.0% | 4 |
| Library |  | 14.3% | 3 |




Other (please specify) 2

| | |
|--------------------------|-----------|
| answered question | 21 |
| skipped question | 0 |


7. My least favorite subjects are: (Choose all that apply.)

| | | Response Percent | Response Count |
|------------------------|--|---------------------|-------------------|
| Reading |  | 15.8% | 3 |
| Writing |  | 47.4% | 9 |
| Math |  | 21.1% | 4 |
| Science |  | 15.8% | 3 |
| Social Studies |  | 31.6% | 6 |
| Art |  | 31.6% | 6 |
| Tech Ed | | 0.0% | 0 |
| FCS | | 0.0% | 0 |
| Music |  | 52.6% | 10 |
| P.E. |  | 5.3% | 1 |
| French |  | 73.7% | 14 |
| Library |  | 89.5% | 17 |
| Other (please specify) | | | 1 |
| | | answered question | 19 |
| | | skipped question | 2 |


8. I usually do my homework.

| | | Response Percent | Response Count |
|-------------------|--|---------------------|-------------------|
| YES |  | 89.5% | 17 |
| NO |  | 5.3% | 1 |
| I DON'T KNOW |  | 5.3% | 1 |
| answered question | | | 19 |
| skipped question | | | 2 |




9. I am usually able to do my homework on my own.

| | | Response Percent | Response Count |
|-------------------|--|---------------------|-------------------|
| YES |  | 100.0% | 20 |
| NO | | 0.0% | 0 |
| I DON'T KNOW | | 0.0% | 0 |
| answered question | | | 20 |
| skipped question | | | 1 |




10. I usually understand what my teachers want me to do.

| | | Response Percent | Response Count |
|-------------------|--|---------------------|-------------------|
| YES |  | 100.0% | 21 |
| NO | | 0.0% | 0 |
| I DON'T KNOW | | 0.0% | 0 |
| answered question | | | 21 |
| skipped question | | | 0 |



11. I like school.

| | | Response Percent | Response Count |
|-------------------|---|---------------------|-------------------|
| YES |  | 76.2% | 16 |
| NO |  | 9.5% | 2 |
| I DON'T KNOW |  | 14.3% | 3 |
| answered question | | | 21 |
| skipped question | | | 0 |



12. I am proud of my school.

| | | Response Percent | Response Count |
|-------------------|--|---------------------|-------------------|
| YES |  | 57.1% | 12 |
| NO |  | 14.3% | 3 |
| I DON'T KNOW |  | 28.6% | 6 |
| answered question | | | 21 |
| skipped question | | | 0 |



13. I think I am getting a good education at this school.

| | | Response Percent | Response Count |
|-------------------|---|---------------------|-------------------|
| YES |  | 85.7% | 18 |
| NO | | 0.0% | 0 |
| I DON'T KNOW |  | 14.3% | 3 |
| answered question | | | 21 |
| skipped question | | | 0 |




14. I expect to graduate from high school.

| | | Response Percent | Response Count |
|-------------------|--|---------------------|-------------------|
| YES |  | 90.5% | 19 |
| NO | | 0.0% | 0 |
| I DON'T KNOW |  | 9.5% | 2 |
| answered question | | | 21 |
| skipped question | | | 0 |



15. I want to continue my education after high school.

| | | Response Percent | Response Count |
|-------------------|---|---------------------|-------------------|
| YES |  | 95.2% | 20 |
| NO |  | 4.8% | 1 |
| I DON'T KNOW | | 0.0% | 0 |
| answered question | | | 21 |
| skipped question | | | 0 |




16. I have an idea of what I want to do when I grow up.

| | | Response Percent | Response Count |
|-------------------|--|---------------------|-------------------|
| YES |  | 85.0% | 17 |
| NO |  | 5.0% | 1 |
| I DON'T KNOW |  | 10.0% | 2 |
| answered question | | | 20 |
| skipped question | | | 1 |



17. I think I am a good student.

| | | Response Percent | Response Count |
|-------------------|---|---------------------|-------------------|
| YES |  | 85.7% | 18 |
| NO | | 0.0% | 0 |
| I DON'T KNOW |  | 14.3% | 3 |
| answered question | | | 21 |
| skipped question | | | 0 |



18. My teachers think I am a good student.

| | | Response Percent | Response Count |
|-------------------|--|---------------------|-------------------|
| YES |  | 85.7% | 18 |
| NO |  | 4.8% | 1 |
| I DON'T KNOW |  | 9.5% | 2 |
| answered question | | | 21 |
| skipped question | | | 0 |



19. My teachers expect me to do good work.

| | | Response Percent | Response Count |
|-------------------|---|---------------------|-------------------|
| YES |  | 95.2% | 20 |
| NO | | 0.0% | 0 |
| I DON'T KNOW |  | 4.8% | 1 |
| answered question | | | 21 |
| skipped question | | | 0 |




20. My teachers help me learn.

| | | Response Percent | Response Count |
|-------------------|--|---------------------|-------------------|
| YES |  | 95.2% | 20 |
| NO | | 0.0% | 0 |
| I DON'T KNOW |  | 4.8% | 1 |
| answered question | | | 21 |
| skipped question | | | 0 |




21. My teachers give me extra help, when I need it.

| | | Response Percent | Response Count |
|-------------------|---|---------------------|-------------------|
| YES |  | 95.2% | 20 |
| NO | | 0.0% | 0 |
| I DON'T KNOW |  | 4.8% | 1 |
| answered question | | | 21 |
| skipped question | | | 0 |




22. My teachers are fair.

| | | Response Percent | Response Count |
|--------------|--|---------------------|-------------------|
| YES |  | 85.7% | 18 |
| NO |  | 9.5% | 2 |
| I DON'T KNOW |  | 4.8% | 1 |
| | | answered question | 21 |
| | | skipped question | 0 |




23. My teachers care about me.

| | | Response Percent | Response Count |
|--------------|---|---------------------|-------------------|
| YES |  | 76.2% | 16 |
| NO |  | 4.8% | 1 |
| I DON'T KNOW |  | 19.0% | 4 |
| | | answered question | 21 |
| | | skipped question | 0 |




24. My teachers listen to what I have to say.

| | | Response Percent | Response Count |
|-------------------|--|---------------------|-------------------|
| YES |  | 85.7% | 18 |
| NO |  | 0.0% | 0 |
| I DON'T KNOW |  | 14.3% | 3 |
| answered question | | | 21 |
| skipped question | | | 0 |




25. My principal knows me.

| | | Response Percent | Response Count |
|-------------------|---|---------------------|-------------------|
| YES |  | 85.0% | 17 |
| NO |  | 5.0% | 1 |
| I DON'T KNOW |  | 10.0% | 2 |
| answered question | | | 20 |
| skipped question | | | 1 |




26. My principal cares about me.

| | | Response Percent | Response Count |
|-------------------|--|---------------------|-------------------|
| YES |  | 55.0% | 11 |
| NO |  | 30.0% | 6 |
| I DON'T KNOW |  | 15.0% | 3 |
| answered question | | | 20 |
| skipped question | | | 1 |




27. My principal is fair.

| | | Response Percent | Response Count |
|-------------------|---|---------------------|-------------------|
| YES |  | 60.0% | 12 |
| NO |  | 20.0% | 4 |
| I DON'T KNOW |  | 20.0% | 4 |
| answered question | | | 20 |
| skipped question | | | 1 |




28. I have friends at school.

| | | Response Percent | Response Count |
|-------------------|--|---------------------|-------------------|
| YES |  | 90.0% | 18 |
| NO |  | 5.0% | 1 |
| I DON'T KNOW |  | 5.0% | 1 |
| answered question | | | 20 |
| skipped question | | | 1 |




29. I get along with most of the other students.

| | | Response Percent | Response Count |
|-------------------|---|---------------------|-------------------|
| YES |  | 85.7% | 18 |
| NO |  | 9.5% | 2 |
| I DON'T KNOW |  | 4.8% | 1 |
| answered question | | | 21 |
| skipped question | | | 0 |




30. Other students in my class help me to learn.

| | | Response Percent | Response Count |
|-------------------|--|---------------------|-------------------|
| YES |  | 66.7% | 14 |
| NO |  | 19.0% | 4 |
| I DON'T KNOW |  | 14.3% | 3 |
| answered question | | | 21 |
| skipped question | | | 0 |




31. Other students in my class keep me from doing my work.

| | | Response Percent | Response Count |
|-------------------|---|---------------------|-------------------|
| YES |  | 42.9% | 9 |
| NO |  | 33.3% | 7 |
| I DON'T KNOW |  | 23.8% | 5 |
| answered question | | | 21 |
| skipped question | | | 0 |




32. Adults show respect at my school.

| | | Response Percent | Response Count |
|-------------------|--|---------------------|-------------------|
| YES |  | 95.2% | 20 |
| NO |  | 0.0% | 0 |
| I DON'T KNOW |  | 4.8% | 1 |
| answered question | | | 21 |
| skipped question | | | 0 |




33. I can talk to an adult at school about things that are important to me.

| | | Response Percent | Response Count |
|-------------------|---|---------------------|-------------------|
| YES |  | 76.2% | 16 |
| NO |  | 9.5% | 2 |
| I DON'T KNOW |  | 14.3% | 3 |
| answered question | | | 21 |
| skipped question | | | 0 |




34. My school is kept clean.

| | | Response Percent | Response Count |
|-------------------|--|---------------------|-------------------|
| YES |  | 50.0% | 10 |
| NO |  | 15.0% | 3 |
| I DON'T KNOW |  | 35.0% | 7 |
| answered question | | | 20 |
| skipped question | | | 1 |


35. I feel safe at school.

| | | Response Percent | Response Count |
|-------------------|---|---------------------|-------------------|
| YES |  | 61.9% | 13 |
| NO |  | 4.8% | 1 |
| I DON'T KNOW |  | 33.3% | 7 |
| answered question | | | 21 |
| skipped question | | | 0 |



36. I feel safe when I ride the school bus.

| | | Response Percent | Response Count |
|-------------------|--|---------------------|-------------------|
| YES |  | 42.9% | 9 |
| NO |  | 23.8% | 5 |
| I DON'T KNOW |  | 33.3% | 7 |
| answered question | | | 21 |
| skipped question | | | 0 |




37. I know the school rules.

| | | Response Percent | Response Count |
|-------------------|--|---------------------|-------------------|
| YES |  | 100.0% | 21 |
| NO | | 0.0% | 0 |
| I DON'T KNOW | | 0.0% | 0 |
| answered question | | | 21 |
| skipped question | | | 0 |




38. I usually follow the school rules.

| | | Response Percent | Response Count |
|-------------------|--|---------------------|-------------------|
| YES |  | 95.2% | 20 |
| NO |  | 4.8% | 1 |
| I DON'T KNOW | | 0.0% | 0 |
| answered question | | | 21 |
| skipped question | | | 0 |




39. Most students follow the school rules.

| | | Response Percent | Response Count |
|-------------------|---|---------------------|-------------------|
| YES |  | 33.3% | 7 |
| NO |  | 28.6% | 6 |
| I DON'T KNOW |  | 38.1% | 8 |
| answered question | | | 21 |
| skipped question | | | 0 |




40. School discipline is handled fairly.

| | | Response Percent | Response Count |
|-------------------|--|---------------------|-------------------|
| Yes |  | 57.1% | 12 |
| No |  | 42.9% | 9 |
| I don't know |  | 23.8% | 5 |
| answered question | | | 21 |
| skipped question | | | 0 |




41. Students are recognized for good behavior at school.

| | | Response Percent | Response Count |
|-------------------|---|---------------------|-------------------|
| YES |  | 66.7% | 14 |
| NO |  | 9.5% | 2 |
| I DON'T KNOW |  | 23.8% | 5 |
| answered question | | | 21 |
| skipped question | | | 0 |




42. Students are recognized for working hard at school.

| | | Response Percent | Response Count |
|-------------------|--|---------------------|-------------------|
| YES |  | 85.0% | 17 |
| NO |  | 5.0% | 1 |
| I DON'T KNOW |  | 10.0% | 2 |
| answered question | | | 20 |
| skipped question | | | 1 |




43. Recess is fun.

| | | Response Percent | Response Count |
|-------------------|---|---------------------|-------------------|
| YES |  | 65.0% | 13 |
| NO |  | 25.0% | 5 |
| I DON'T KNOW |  | 10.0% | 2 |
| answered question | | | 20 |
| skipped question | | | 1 |




44. Recess is safe.

| | | Response Percent | Response Count |
|-------------------|--|---------------------|-------------------|
| YES |  | 71.4% | 15 |
| NO |  | 9.5% | 2 |
| I DON'T KNOW |  | 19.0% | 4 |
| answered question | | | 21 |
| skipped question | | | 0 |

45. I like the school lunch.

| | | Response Percent | Response Count |
|-------------------|--|---------------------|-------------------|
| YES |  | 9.5% | 2 |
| NO |  | 85.7% | 18 |
| I DON'T KNOW |  | 4.8% | 1 |
| answered question | | | 21 |
| skipped question | | | 0 |

46. I read for pleasure at home.

| | | Response Percent | Response Count |
|-------------------|--|---------------------|-------------------|
| YES |  | 71.4% | 15 |
| NO |  | 9.5% | 2 |
| I DON'T KNOW |  | 19.0% | 4 |
| answered question | | | 21 |
| skipped question | | | 0 |

47. What other things do you want to say about your school?

| | Response Count |
|-------------------|-------------------|
| | 15 |
| answered question | 15 |
| skipped question | 6 |